



Storage Solutions

For Your Yard and Garden





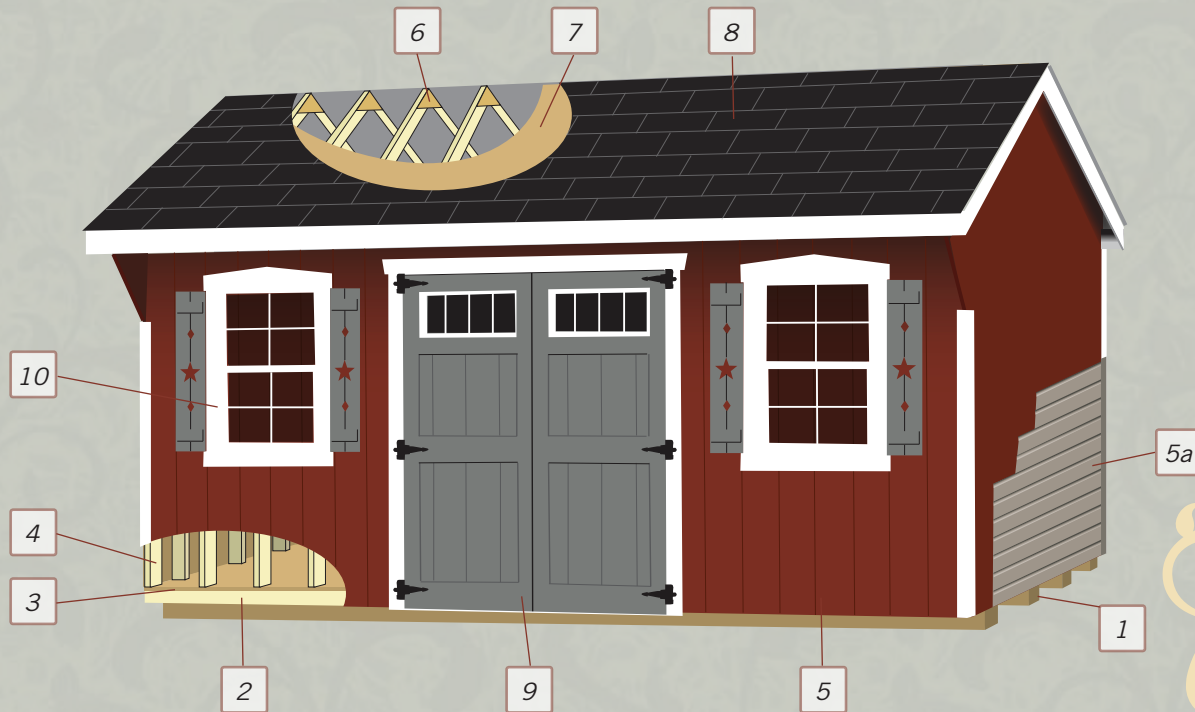
Welcome...

High quality, integrity of design and many options, you will find these important attributes right here! Our sheds are carefully constructed by highly skilled craftsmen who believe in doing the job right. We will step you through the process of finding the perfect shed that meets your needs and style preferences.

Table of Contents

Grandewood Classic Line.....	4
Vinyl Line	6
Wood Line	8
Garages	10
Lean-to	12
Options	13
Design Your Shed	14

Shed Construction



Wood Storage Shed Specifications LP Smart Panel or Duratemp



1. Foundation: 4x4 Pressure Treated Foundation Beams
2. Subflooring: 2x4 Framing; 16" O.C. (pressure treated optional)
3. Flooring: 5/8" Exterior Grade Plywood (pressure treated or Smart Floor optional)
4. Wall Framing: 2x4 Framing; 16" O.C.
5. Siding: 1/2" Deep Groove Duratemp Fir Siding or 7/16" Smart Panel
6. Roof Framing: 2x4 Double Gusseted Rafters; 16" O.C.
7. Sheathing: 1/2" CDX Plywood or 7/16" OSB (Tech Shield sheathing optional)
8. Roofing: 30 Year Architectural Shingles w/ Aluminum Drip Edging
9. Doors: Heavy Duty Wood Door w/ 2x3 Framing
10. Windows: Aluminum vertical slider windows with grids and screens or aluminum jalousie with screens.

We now have engineered drawings for all styles of our sheds. They are available sealed in every state.

Vinyl Storage Shed Specifications

1. Foundation: 4x4 Pressure Treated Foundation Beams
2. Subflooring: 2x4 Framing; 16" O.C. (pressure treated optional)
3. Flooring: 5/8" Exterior Grade Plywood (pressure treated or Smart Floor optional)
4. Wall Framing: 2x4 Framing; 16" O.C.
- 5a. Siding: Double 4 1/2" Vinyl Siding
6. Roof Framing: 2x4 Double Gusseted Rafters; 16" O.C.
7. Sheathing: 7/16" OSB (Tech Shield sheathing optional)
8. Roofing: 30 Year Architectural Shingles w/ Aluminum Drip Edging
9. Doors: Fiberglass embossed panel door
10. Windows: Aluminum Vertical Slider Windows with Grids and Screens

Please inquire about more information on LP products.





THE *Carriage*

Grandewood Classics

The Grandewood Classics line meets the demand for an upscale storage shed. This line features that extra detail along with our legendary craftsmanship for the discriminating homeowner. Featuring the wider roof overhangs and facias, wider door and window trims, larger windows, etc. This line is available in vinyl or wood siding.

6" Overhang is standard on Grandewood Classics except The Garden.*





The Carriage 10 x 16
 Shingles: Hickory
 Siding: Navajo - Wood Panel
 Trim: Tan/Red Doors & Shutters

The Garden 10 x 14
 Shingles: Weatherwood
 Siding: Tan - Wood Panel
 Trim: Beige/Hunter Doors & Shutters
 *4" Overhang

The Estate 10 x 16
 Shingles: Weatherwood
 Siding: Ivory - Vinyl
 Trim: Clay/Hunter Doors & Shutters

The Kingston 10 x 14
 Shingles: Weatherwood
 Siding: Sand - Vinyl
 Trim: Clay/Black Shutters

The Glenwood 10 x 16
 Shingles: Weatherwood
 Siding: Red - Wood Panel
 Trim: Navajo/Avocado Doors
 & Shutters



THE *Garden*



THE *Estate*



THE *Kingston*



THE *Glenwood*





THE *Quaker*

Vinyl Sheds

Vinyl sheds or any of our sheds make an excellent place for that extra room to do your crafts. Whether you are an artistic painter, a great sewer, or enjoy making pottery. You will love having your own space...



THE *Villa*

The Quaker 10 x 14
Shingles: Weatherwood
Siding: Pewter
Trim: White/
Blue Shutters

The Villa 10 x 16
Shingles: Charcoal
Siding: Sand
Trim: White/
Black Shutters

The Chalet 10 x 14
Shingles: Weatherwood
Siding: Khaki
Trim: White/
Black Shutters

The Cape 10 x 14
Shingles: Charcoal
Siding: Pewter
Trim: White/
Black Shutters

The Gable 8 x 12
Shingles: Weatherwood
Siding: Sand
Trim: Clay/
Clay Shutters

The Cottage 10 x 14
Shingles: Charcoal
Siding: White
Trim: White/
Red Shutters

The Mini Barn 10 x 12
Shingles: Weatherwood
Siding: Khaki
Trim: Tan

The Dutch Barn 8 x 12
Shingles: Weatherwood
Siding: Autumn Tan
Trim: Clay/
Clay Shutters



THE Chalet



THE Cape



THE Gable




THE Cottage



THE Mini Barn



THE Dutch Barn






THE *Gable*

Wood Sheds



Our wood sheds are LP! With today's green concern and LP's production of engineered materials, we are producing sheds with LP products which are the natural choice for building green and have a low environmental impact. LP products are backed with one of the most competitive warranties in the market today. Our LP sheds feature LP Smart Panel siding as well as the optional LP Smart Floor and LP Tech Shield radiant barrier roof sheathing.

Econo Line Sheds, *Our Econo Sheds are more economically constructed but feature the same quality workmanship of our other lines and are available in the, Barn, Mini Barn, & Gable.*



The Gable 10 x 14
Shingles: Weatherwood
Siding: Pequea Tan
Trim: Navajo/Hunter Shutter

The Gable Econo 8 x 12
Shingles: Charcoal
Siding: Ronks Gray
Trim: Navajo

The Cape 10 x 14
Shingles: Shakewood
Siding: Clay
Trim: Beige/Brown Shutters

The Dutch Barn 10 x 14
Shingles: Weatherwood
Siding: Clay
Trim: Navajo/Red Shutters

The Mini Barn 8 x 10
Shingles: Fox Hollow Gray
Siding: Lt. Gray
Trim: White

The Quaker 10 x 14
Shingles: Pewter Gray
Siding: Ronks Gray
Trim: White/Gray Shutters

The Barn 10 x 10
Shingles: Fox Hollow Gray
Siding: Red
Trim: White



THE Cape



THE Dutch Barn



THE Mini Barn
also available in econo line



THE Barn
also available in econo line



*THE Gable
econo*



THE Quaker






Custom Garages

Garages



Need a garage to park your car out of the elements? We have the garage that will fit the demands of your list. Whether its just more room to store your things or a nice place to have your work bench. From our two story gable to our modular units, all are built to last! Whether it's your design or our design we can also build you a customized garage.





The Single Bay 12 x 20
Shingles: Weatherwood
Siding: Sand
Trim: Beige/Red Shutters
Shown with optional heritage door.

The Two Story Gable 14 x 24
Shingles: Weatherwood
Siding: Red
Trim: Beige/Gray Shutters
Shown with optional heritage door.

The Modular 24 x 24
Shingles: Weatherwood
Siding: Clay
Trim: Navajo/Red Shutters

Built on Site
Shipped to you in sections
and constructed on your
foundation. They come
standard with two or three
9' x 7' garage doors (de-
pending on garage size),
one 36" steel entrance
door and three or four 30"
x 36" insulated windows.



THE *Single Bay Prebuilt*



THE *Two Story*



On-Site Garage



THE *Modular*





wood



Lean-to-Sheds,

Our Lean-to sheds are designed to fit against your existing garage or house and are available in vinyl or wood.

Dog Houses



Our dog houses are available in the Chalet or Barn Style. They are available in four different sizes.

Firewood Sheds



Need storage for your firewood? Our firewood shed is an attractive and practical way to provide that!

Options



Stacked Stone Fronts



Metal Roof



Heritage Garage Door



Cupola



Window Cupola



11-Lite Glass



Steel House Door



Transom Windows



Arch Window



Octagonal Window



LP Star Shutters



LP Window Trim



Deluxe Gable Vent



Vinyl Gable Vent



Arch Gable Vent



Flower Box



Porch



Loft and Shelving



Roll Up Door



Ramp


other options available

- Pressure Treated Floors
- Higher Walls
- Additional Doors
- Custom Size Doors
- Dutch Doors


- Overhead Garage Doors
- Additional Windows
- Picture Windows
- Ridge Vents
- Weathervanes

- Interior Partitions
- Workbenches
- Custom Colors
- Stone Front Options

Design your shed

1. Choose the size you need
2. Select the style of your choice
3. Choose your preferred siding material: Vinyl or Wood ( Smart Panel or Duratemp)
4. Choose the color for the siding:

Vinyl Siding Color Options



*Special Order

Wood Siding Color Options



5. Choose the trim color:

Vinyl Trim Color Options

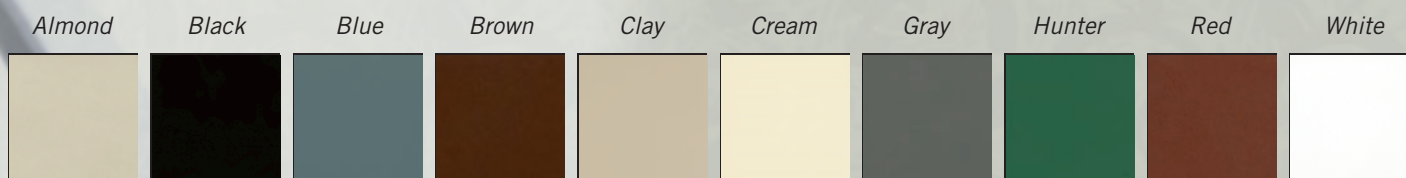


Wood Trim Color Options




6. Choose the shutter color:

Shutter Color Options



7. Choose the roof color:

Architectural Roof Color Options



Metal Roof Color Options



8. Choose the stacked stone front color:

Stacked Stone Fronts Options



Delivery Options



Fully Assembled

If your site is accessible, our professionals use trucks and trailers designed specifically to place your shed just where you want it.



Special Delivery & Installation

We can arrange to have your shed installed by crane or similar method should the site be truck inaccessible.



Kit Package

If your site is not accessible, we can deliver the shed as a package and our professionals will come and assemble it.



Custom Built on Site

If you have a special order or have a unique location, our professionals can come and build a shed to your specs right on your site.

